

Annual Report - 2021

Contents

School overview.....

Student numbers and characteristics.....

Workforce composition.....

Student Attendance.....

Student Achievement and Progress.....

Parent Survey.....

School Income by funding source.....

Identified School priority.....

School Overview

The only school in the local government area of the Town of Cottesloe, North Cottesloe Primary School enjoys a very good reputation within the local and wider community. The school continues to focus on being a community centred school with community involvement strongly encouraged by the principal and staff.

The school is well located, being on the Perth to Fremantle railway line and only a short walk from the ocean at North Cottesloe Beach. The school enrolls students from Pre-Primary to Year Six, and also administers the Seaview Community Kindergarten, which offers a sessional kindergarten program.

Our staff are experienced, highly qualified and abreast of new educational trends. They set high standards, pursue excellence they are committed to ensuring all students achieve their potential. Most staff have attained Senior Teacher status and we have a low staff turnover rate. A strong collegiate culture operates at the school and excellence of our staff can be seen through nominations for the Premier's Teacher of the Year Awards and the success achieved as Level 3 class teachers. The school enjoys the support of a school chaplain two days per week and exceptional support staff. Specialist teaching programs are offered in Music, Visual Arts, Japanese, Italian and Physical Education.

There is a most supportive and very active Parents & Citizens Association, which provides significant resourcing support for our students. The North Cottesloe School Board is active across the school and plays a key role with the development of the School Strategic Plan and Annual Report, ratifying the budget, the review of student performance data and assistance with matters of school policy.

The school was established in 1913. The buildings are modern inside, with much of the original architecture being retained. A recent building program has seen the development of: a state of the art two storey senior block (Years 4 -7); an Early Learning Centre located at the Wanslea centre adjacent to the school; and Music, Visual Arts, Library Resource and Inquiry Centres. The covered assembly area offers an all-weather student venue, while the well-maintained grounds provide abundant lawn, play areas, and shade.



Student Numbers and Characteristics



North Cottesloe Primary School (5124)

Student Numbers (as at 2022 Semester 1)

Student Number	(FTE)
----------------	-------

Primary	Kin	PPR	Y01	Y02	Y03	Y04	Y05	Y06	Total
Full Time	(14)	60	47	50	44	48	45	30	338
Part Time	28								

Note: The Kin Full Time student figure represents the Full Time Equivalent of the Part Time students

	Kin	PPR	Pri	Sec	Total
Male	11	30	137		178
Female	17	30	127		174
Total	28	60	264		352

	Kin	PPR	Pri	Sec	Total
Aboriginal		1	1		2
Non-Aboriginal	28	59	263		350
Total	28	60	264		352



North Cottesloe Primary School (5124)

Destination Schools

2022 school destinations of the 2021 student cohort

Year Level : Male: 28 Female: 41 Total: 69

Destination Schools	Male	Female	Total
4168 Shenton College	11	9	20
1041 Christ Church Grammar School	9		9
1122 St Hilda's Anglican Sch - Girls		9	9
1147 Presbyterian Ladies College		7	7
1121 Iona Presentation College		6	6
1171 Scotch College	3		3
1074 Guildford Grammar School		1	1
1396 Kennedy Baptist College		1	1
4034 Melville Senior High School	1		1
1042 Methodist Ladies' College		1	1

Workforce composition



North Cottesloe Primary School (5124)

Staff Information

	No	FTE	AB'L
Administration Staff			
Principals	1	1.0	0
Associate / Deputy / Vice Principals	2	1.8	0
Total Administration Staff	3	2.8	0
Teaching Staff			
Level 3 Teachers	2	2.0	0
Other Teaching Staff	19	14.8	0
Total Teaching Staff	21	16.8	0
School Support Staff			
Clerical / Administrative	2	2.0	0
Gardening / Maintenance	1	0.7	0
Other Non-Teaching Staff	6	4.8	0
Total School Support Staff	9	7.5	0
Total	33	27.1	0

Student Attendance



North Cottesloe Primary School (5124)

In 2021, NCPS student attendance was 93.3% which was above WA Public Schools 91.0%; but below Like Schools, 95.1%

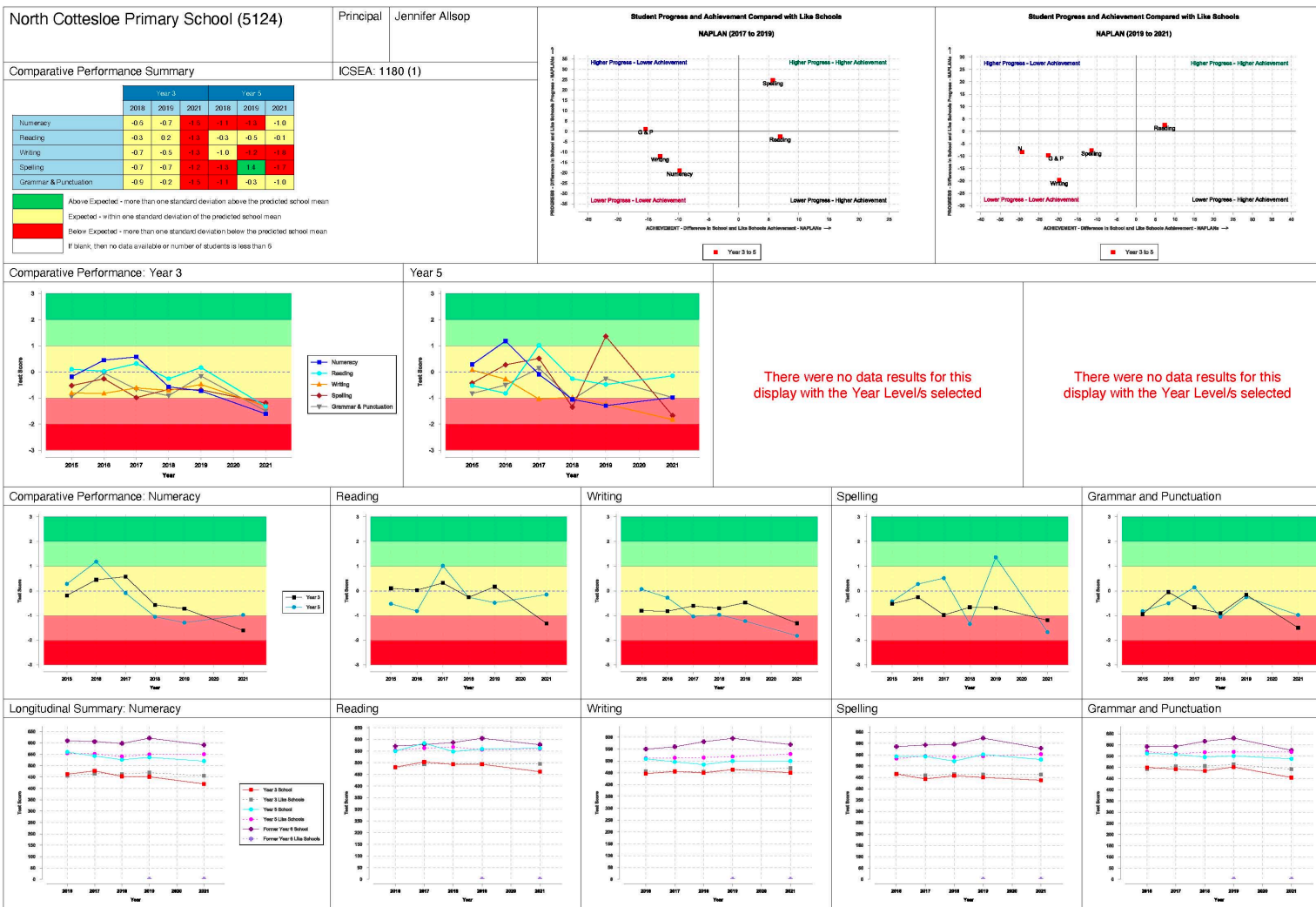
Attendance Overall

Primary Attendance Rates

	Non - Aboriginal			Aboriginal			Total		
	School	Like Schools	WA Public Schools	School	Like Schools	WA Public Schools	School	Like Schools	WA Public Schools
2019	93.8%	95.3%	92.7%				93.8%	95.2%	91.6%
2020	93.6%	95.4%	93.2%				93.6%	95.4%	91.9%
2021	93.3%	95.1%	92.4%	87.8%	90.7%	76.8%	93.3%	95.1%	91.0%

	Attendance Category			
	Regular	At Risk		
		Indicated	Moderate	Severe
2019	80.8%	16.0%	3.2%	0.0%
2020	82.2%	15.4%	1.6%	0.8%
2021	79.6%	17.6%	2.0%	0.8%
Like Schools 2021	88.1%	10.1%	1.4%	0.4%
WA Public Schools 2021	71.0%	19.0%	7.0%	3.0%

Student Achievement and Progress



Student Achievement and Progress

Proficiency Bands

Band	Numeracy							
	2019		2021		2019		2021	
	Sch	Like Sch	Sch	Like Sch	Sch	Like Sch	Sch	Like Sch
10								
9								
8								
7								
6	20%	52%	15%	33%	38%	31%	43%	32%
5	44%	25%	25%	25%	12%	11%	5%	10%
4	19%	16%	27%	23%	5%	3%	6%	2%
3	1%	7%	20%	5%				
2	1%	2%	0%	3%				
1	1%	0%	0%	1%				

Band	Reading							
	2019		2021		2019		2021	
	Sch	Like Sch	Sch	Like Sch	Sch	Like Sch	Sch	Like Sch
10								
9								
8								
7								
6	59%	58%	41%	59%	21%	23%	29%	16%
5	34%	28%	22%	22%	7%	9%	8%	3%
4	11%	12%	20%	11%	2%	1%	6%	2%
3	7%	4%	15%	9%	0%	1%	0%	0%
2	2%	2%	0%	2%				
1	1%	1%	0%	1%				

Band	Writing							
	2019		2021		2019		2021	
	Sch	Like Sch	Sch	Like Sch	Sch	Like Sch	Sch	Like Sch
10								
9								
8								
7								
6	39%	32%	23%	42%	43%	34%	38%	33%
5	45%	45%	60%	30%	19%	10%	18%	15%
4	15%	17%	25%	13%	7%	4%	5%	3%
3	4%	2%	2%	2%				
2	0%	1%	0%	1%				
1	1%	0%	0%	1%				

Band	Spelling							
	2019		2021		2019		2021	
	Sch	Like Sch	Sch	Like Sch	Sch	Like Sch	Sch	Like Sch
10								
9								
8								
7								
6	39%	43%	27%	45%	21%	23%	15%	22%
5	25%	24%	33%	23%	7%	11%	15%	8%
4	20%	15%	15%	19%	2%	2%	12%	3%
3	11%	11%	17%	0%				
2	4%	2%	2%	2%				
1	1%	1%	0%	1%				

Band	Grammar & Punctuation							
	2019		2021		2019		2021	
	Sch	Like Sch	Sch	Like Sch	Sch	Like Sch	Sch	Like Sch
10								
9								
8								
7								
6	40%	43%	29%	42%				
5	39%	33%	31%	39%	14%	16%	41%	16%
4	22%	21%	27%	23%	1%	5%	9%	9%
3	4%	4%	10%	3%				
2	4%	1%	4%	2%				
1	1%	1%	0%	1%				

Student Numbers (as at 2022 Semester 1)

Primary	Kn	PPF	Y01	Y02	Y03	Y04	Y05	Total	
Full Time	(14)	60	47	50	44	48	45	30	338
Part Time		28							

Note: The Kn Full Time student figure represents the Full Time Equivalent of the Part Time students

	Kn	PPF	PP	Sw	Total
Male	11	30	137		178
Female	17	30	127		174
Total	28	60	264		352

	Kn	PPF	PP	Sw	Total
Aben			1	1	2
Non-	28	59	263		350
Total	28	60	264		352

Suspensions

Year	Suspensions	Students	Total Number of Days
2019	2	1	2.5
2020	1	1	1
2021	2	2	2.5
2022	1	1	2

As at 05 May 2022

Suspensions by Year Group and Gender

2021					2022				
Year Group	Gender	Suspensions	Students	Days Suspended	Year Group	Gender	Suspensions	Students	Days Suspended
Y01	M	1	1	0.5	Y01	M	1	1	2
Y05	M	1	1	2					

As at 05 May 2022

Attendance data - 2021 Semester 1

Attendance Profile 2021 Semester 1

Year Group Breakdown

Authorised and Unauthorised Absences

Attendance data - 2022 Semester 1

Attendance Profile 2022 Semester 1

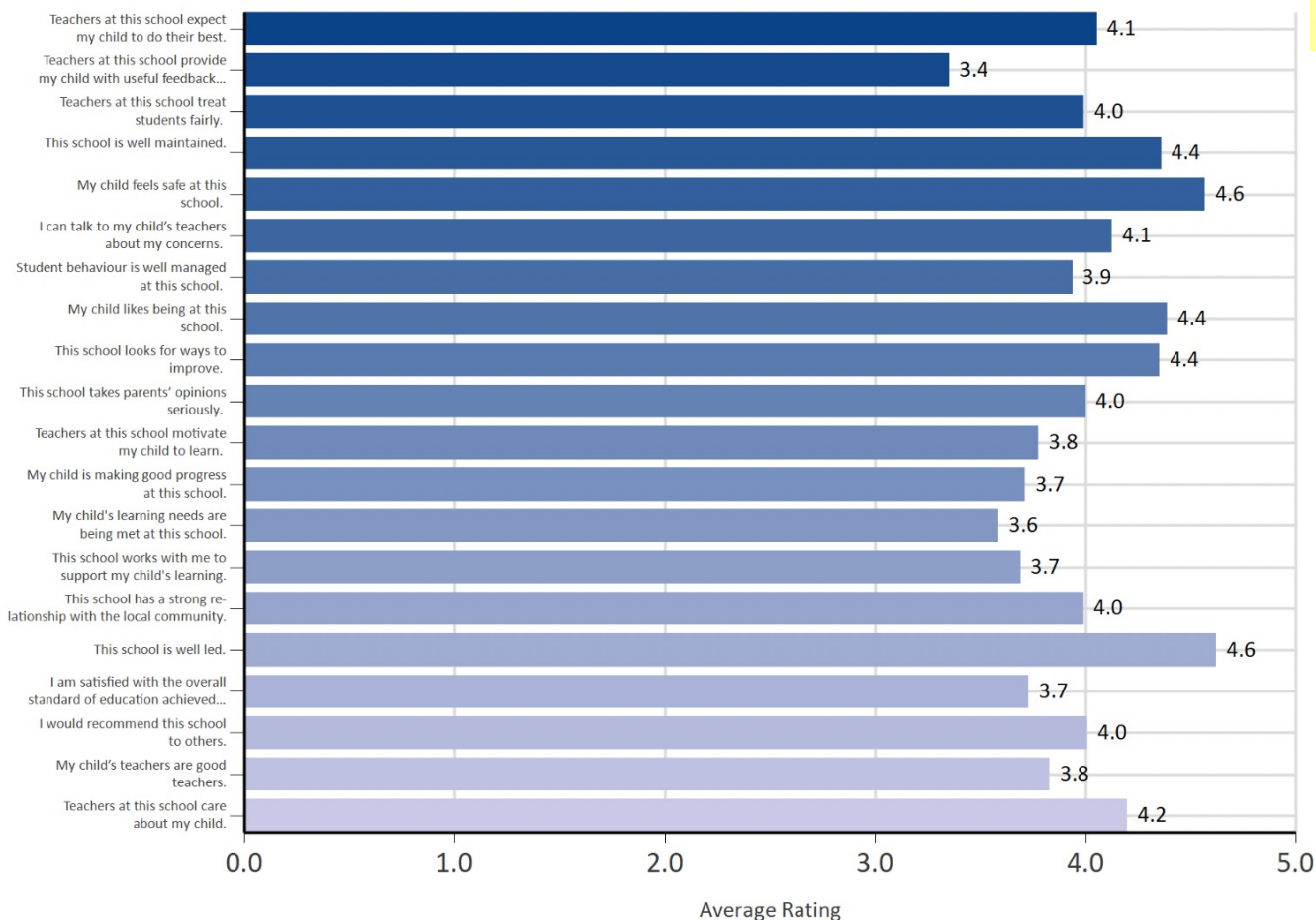
Year Group Breakdown

Authorised and Unauthorised Absences

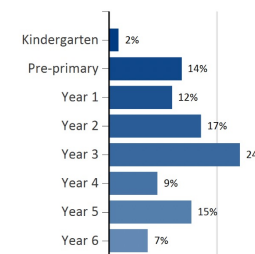
As at 05 May 2022

Parent Survey

National School Opinion Survey
August 2020
Next survey to be conducted in 2022



1. What is the year level of the child you are considering when you answer this survey?

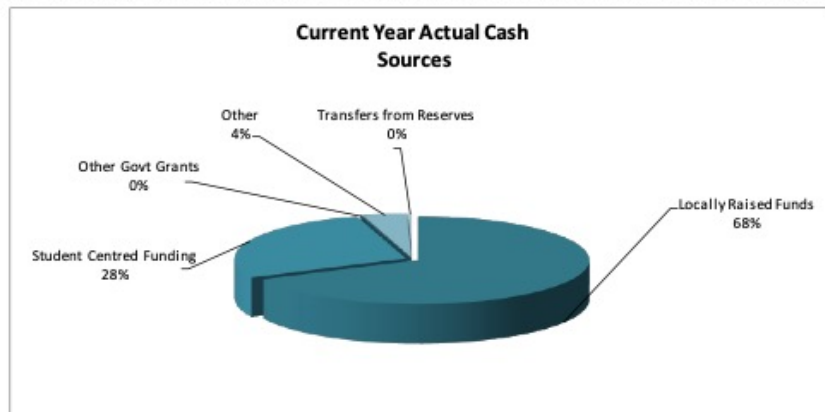
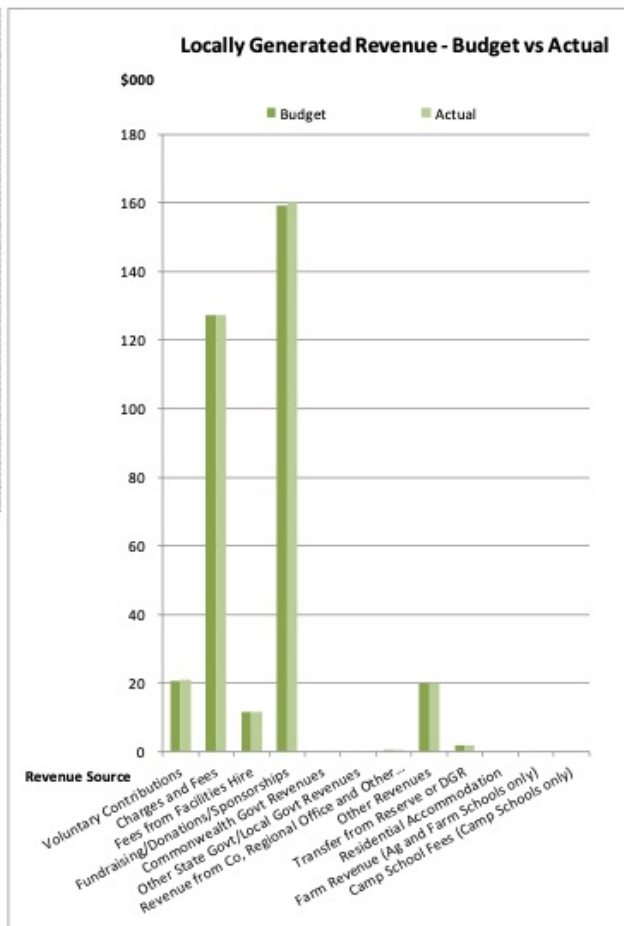


2. Please rate the items below.

Rating	Score
Strongly agree	5
Agree	4
Neither agree nor disagree	3
Disagree	2
Strongly disagree	1

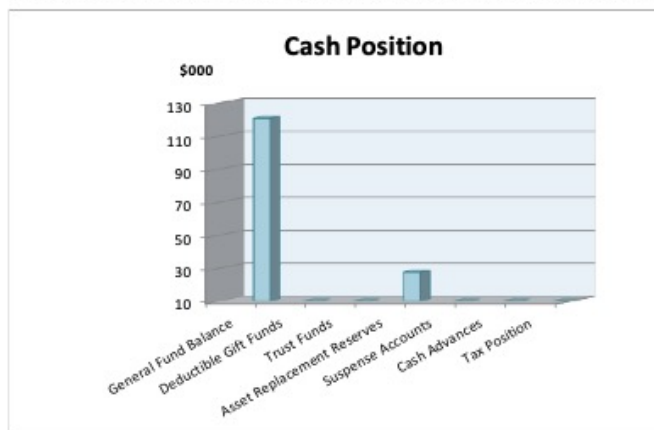
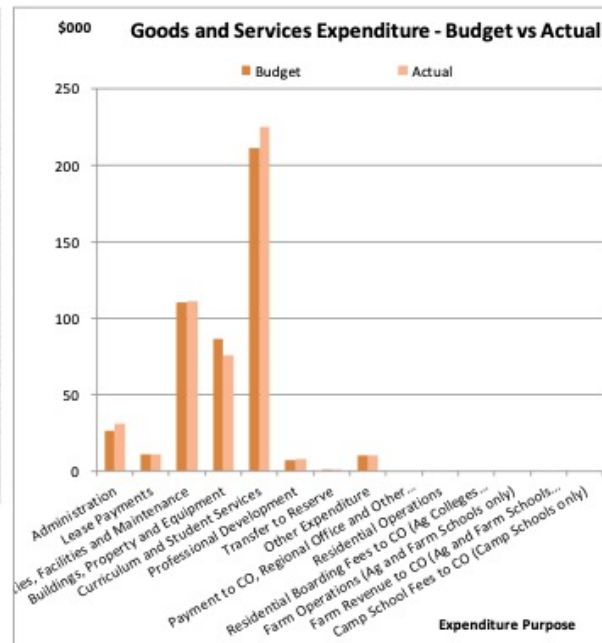
School Income by Funding Source

Revenue - Cash & Salary Allocation	Budget	Actual
1 Voluntary Contributions	\$ 20,671.00	\$ 20,731.30
2 Charges and Fees	\$ 127,172.00	\$ 127,328.06
3 Fees from Facilities Hire	\$ 11,553.00	\$ 11,553.41
4 Fundraising/Donations/Sponsorships	\$ 159,148.00	\$ 160,293.34
5 Commonwealth Govt Revenues	\$ -	\$ -
6 Other State Govt/Local Govt Revenues	\$ -	\$ -
7 Revenue from Co, Regional Office and Other Schools	\$ 450.00	\$ 450.00
8 Other Revenues	\$ 19,736.00	\$ 19,803.14
9 Transfer from Reserve or DGR	\$ 1,723.00	\$ 1,722.92
10 Residential Accommodation	\$ -	\$ -
11 Farm Revenue (Ag and Farm Schools only)	\$ -	\$ -
12 Camp School Fees (Camp Schools only)	\$ -	\$ -
Total Locally Raised Funds	\$ 340,453.00	\$ 341,882.17
Opening Balance	\$ 118,926.00	\$ 118,925.63
Student Centred Funding	\$ 129,623.00	\$ 129,623.31
Total Cash Funds Available	\$ 589,002.00	\$ 590,431.11
Total Salary Allocation	\$ -	\$ -
Total Funds Available	\$ 589,002.00	\$ 590,431.11




School Income by Funding Source

Expenditure - Cash and Salary	Budget	Actual
1: Administration	\$ 25,969.00	\$ 30,605.29
2: Lease Payments	\$ 10,442.00	\$ 10,397.96
3: Utilities, Facilities and Maintenance	\$ 109,674.00	\$ 111,054.65
4: Buildings, Property and Equipment	\$ 86,247.35	\$ 75,137.45
5: Curriculum and Student Services	\$ 210,738.41	\$ 224,643.81
6: Professional Development	\$ 6,745.00	\$ 8,017.28
7: Transfer to Reserve	\$ 667.00	\$ 167.00
8: Other Expenditure	\$ 9,960.00	\$ 9,632.11
9: Payment to CO, Regional Office and Other Schools	\$ -	\$ -
10: Residential Operations	\$ -	\$ -
11: Residential Boarding Fees to CO (Ag Colleges only)	\$ -	\$ -
12: Farm Operations (Ag and Farm Schools only)	\$ -	\$ -
13: Farm Revenue to CO (Ag and Farm Schools only)	\$ -	\$ -
14: Camp School Fees to CO (Camp Schools only)	\$ -	\$ -
Total Goods and Services Expenditure	\$ 460,442.76	\$ 469,655.55
Total Forecast Salary Expenditure	\$ -	\$ -
Total Expenditure	\$ 460,442.76	\$ 469,655.55
Cash Budget Variance	\$ 128,559.24	



Cash Position as at:	
Bank Balance	\$ 150,749.23
Made up of:	
1: General Fund Balance	\$ 120,775.56
2: Deductible Gift Funds	\$ -
3: Trust Funds	\$ -
4: Asset Replacement Reserves	\$ 27,508.60
5: Suspense Accounts	\$ 8,798.07
6: Cash Advances	\$ -
7: Tax Position	\$ (6,333.00)
Total Bank Balance	\$ 150,749.23

Identified school priorities



Business Plan 2020 – 2022

North Cottesloe Primary School is committed to providing opportunities and experiences that support students to aspire to excellence in all their endeavours. Students are supported to become life-long learners who are valued members of our community.

Our students are resilient, emotionally intelligent, critical and creative.

Our staff are committed to working collaboratively in an environment where professional learning is valued.

We are committed to developing strong partnerships with parents and the community; working collaboratively to create an enriched learning environment for our students.

VISION

At North Cottesloe Primary School, we strive to inspire a passion for learning and to nurture caring and respectful citizens.

For our school community this means:

- **Students** are inspired to be passionate, self-reflective learners who strive to achieve their potential.
- **Staff** employ highly effective teaching practices that are consistently applied in all learning environments within a culture of trust, collaboration and reflection.
- **Families** support the school as partners in their child's learning.

VALUES

Excellence We strive to achieve our personal best in everything we do.

Respect We treat ourselves and others with dignity and consideration.

Integrity We do the right thing by others and ourselves.

Care We show concern for, and look after, ourselves, others, property and the environment.

BELIEFS

- The needs of the students come first.
- Families are our partners in the education of the students.
- North Cottesloe Primary School is a place of learning excellence.
- We model the behaviours we expect.

Identified school priorities

The Business Plan details **four broad focus areas** that ensure we are:

1. Supporting students to achieve academic excellence;

- 1.1 Three-year priority focus on improving students' writing.
- 1.2 Three-year priority focus on improving students' Mathematics.
- 1.3 Consistent implementation of an explicit teaching model.
- 1.4 Embed whole-school approaches within all learning areas.

- 1.0 Year 3 and Year 5 students' achievement will be equal to or above like-schools in all assessments.
- 1.1 A consistent approach to the teaching and assessment of writing will be evident across the school.
- 1.2 A consistent approach to the teaching and assessment of Mathematics will be evident across the school.

- 1.3 All teaching staff will have adopted a consistent explicit teaching approach to the delivery of curriculum.
- 1.4 Whole school approaches, articulated in the Strategic Plan and Curriculum Guide, are embedded across the school.

by December 2022

by June 2021

2. Supporting staff to inspire a passion for learning;

- 2.1 School leadership supports a culture that aligns everyday practice with our visions and values.
- 2.2 A culture of ongoing professional growth for all staff.

- 2.1 The intent of the Business Plan 20-22 will be embedded in school process and practice.
- 2.2 Staff will have become a Professional Learning Community dedicated to the ongoing improvement of teaching and learning.

by December 2022

3. Supporting students' social and emotional learning;

- 3.1 Development of students' capability to exhibit the school's vision and values.
- 3.2 Developing a positive, holistic learning environment.

- 3.1 The Aristotle Emotional Intelligence Program will be embedded school practice.
- 3.2 There is evidence of ongoing monitoring of all categories of the National Quality Standards for Early Childhood Education.
- 3.1a The Student Behaviour and Well-being Guidelines will be embedded across the school.
- 3.2a Long-term planning is in place for the development of indoor and outdoor learning spaces.

by December 2022

4. Supporting strategic partnerships;

- 4.1 Positive partnerships are built and maintained with families.
- 4.2 Positive partnerships are built and maintained with community organisations and education providers.

- 4.1 Responses on the parent survey will all be between 4.0 and 5.0.
- 4.2 Partner institutions, supporting enhanced opportunities for students, are informed through identified student needs.

by December 2022

Implementation of the Business Plan is articulated in the North Cottesloe Primary School Strategic Plan 2020 - 2022.

Public School Review

Student achievement and progress

Judgements about student achievement and progress should be informed by a blend of standardised and school-based instruments, in combination with an integrated set of recorded observations, daily records and student feedback. In successful schools, there is a staff culture of everyone 'owning' student achievement and progress.

Commendations	<p>The review team validate the following:</p> <ul style="list-style-type: none"> The school's leadership has been proactive in developing strategies to turn around past trends in student achievement and progress. Strategies are in place to ensure system and school-based data are used to identify points of differentiation required to target the individual learning needs of students. School-wide collegial accountability has been strengthened through informed administrative and peer feedback.
---------------	--

Recommendations	<p>The review team support the following:</p> <ul style="list-style-type: none"> Continue to strengthen school-wide data literacy to better inform class-to-class student information handover processes. Consolidate classroom observations by leaders to target the standard of the collection, analysis and use made of student data. Ensure the introduction of Explicit Instruction and Habits of Mind are characterised by modelled strategies and robust evaluation. Set aspirational targets for student achievement and progress that transcend traditional 'like-school' benchmarks.
-----------------	--

Reviewers

Rod Lowther
Director, Public School Review

Julie Roberts
Principal, Wattle Grove Primary School
Peer Reviewer

Endorsement

Based on this report, I endorse the commendations and recommendations made by the review team regarding your school's performance.

Your next school review, focusing on Student Achievement and Progress in numeracy and literacy only, is scheduled for Term 4, 2021. This will be followed by a school review inclusive of all domains in Term 4, 2023.



Stephen Baxter
Deputy Director General, Schools

North Cottesloe Primary School will continue to prioritize Student Achievement and Progress and set aspirational targets which transcend like schools. The Public School Review Team will return in 2022, to validate the school's progress in data literacy and delivery of consistent, connected, evidence-based practice.

